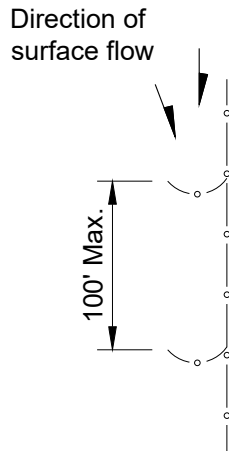


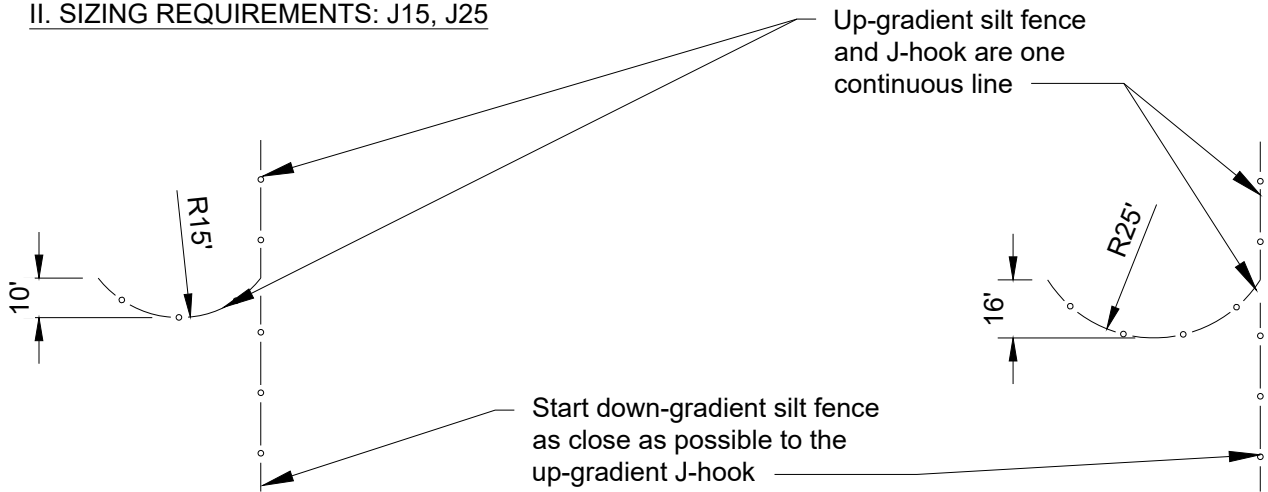
PLAN VIEW

I. SPACING REQUIREMENTS



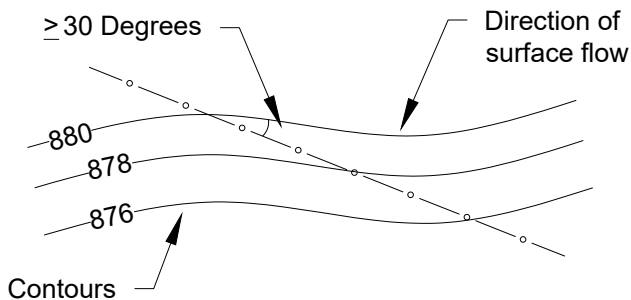
Note:
Spacing distances will vary,
but are not to exceed 100 feet.

II. SIZING REQUIREMENTS: J15, J25



J15 - For catchment
Area < 0.25 Acres

J25 - For catchment
Area \geq 0.25 Acres



Note:
J-hooks shall be used when
the silt fence is installed at
an angle of 30 degrees or
greater from parallel to the
contours.

M:\STANDARD SPECS & DETAIL S\2021\Details\ERO-4 - SILT FENCE J-HOOK.dwg

City Plate No.:
ERO-4

Last Revision:
12/18/2020

Section:
1200

STANDARD DETAILS SILT FENCE J-HOOK

