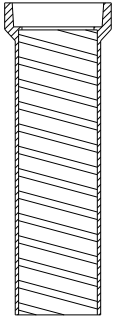


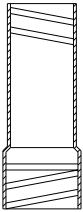
DROP LID
 Tyler No. 6860
 Mueller No. H-10361



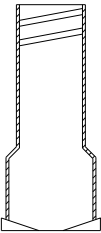
DROP-IN RISER - 2"



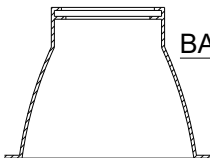
TOP
 Tyler No. 6860 26"



EXTENSION
 Tyler No. 58 14"
 No. 59 18"
 No. 60 24"



BOTTOM
 Tyler No. 6860 65"



BASE

Notes:

1. 8.5' Minimum cover required over top of water main.
2. Box to be set to provide 12" of adjustment.

Grade

1/4" to 3/8"

Tyler No. 6860 or approved equal gate valve box, screw type, 3 piece, 5 1/4" shaft, size G box, 8'-6" extended, #6 round base

Wrap gate valve & box with polyethylene pipe encasement material

Resilient wedge valve conforming to AWWA C515

Gate valve adaptor

NDDOT Class 3M aggregate backfill

8" Concrete block

M:\STANDARD SPECS & DETAILS\2021\Details\WAT-3_GATE VALVE AND BOX INSTALLATION.dwg

City Plate No.:
 WAT-3
 Last Revision:
 12/18/2020
 Section:
 2100

STANDARD DETAILS
GATE VALVE AND
BOX INSTALLATION

