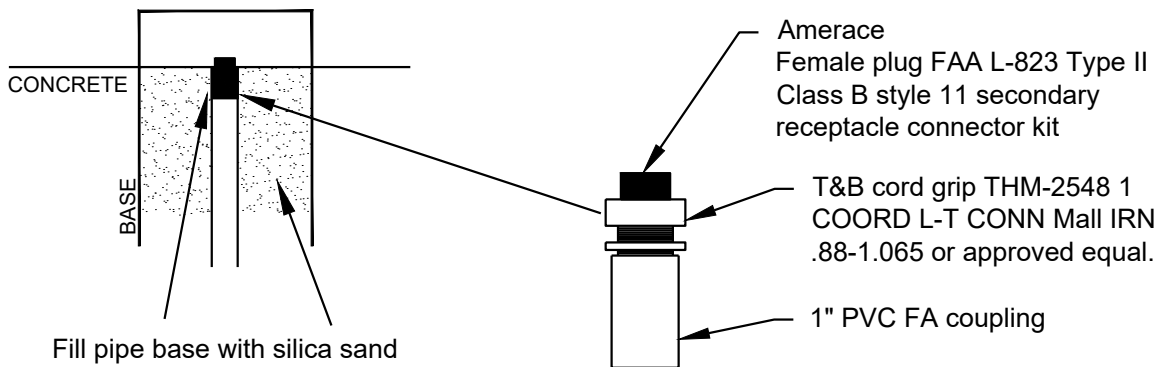
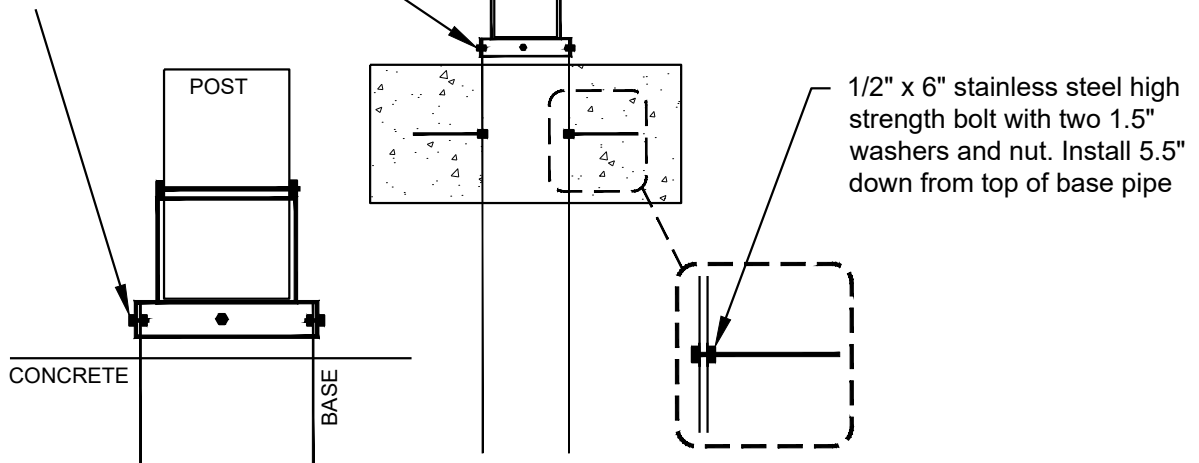
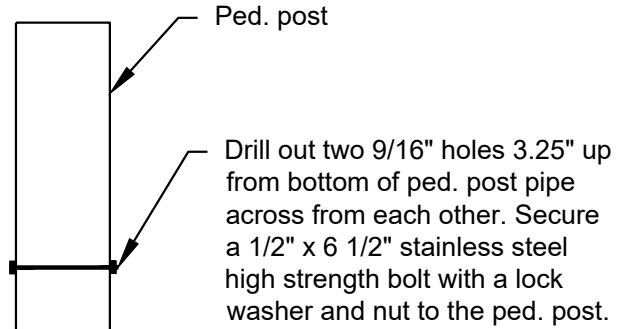


Pelco PB-5325 three piece pole & base collar assembly. Drill out 3 holes in the ped. pole base that are lined up and the same diameter size as the factory holes in the Pelco bracket. Bolt the bottom of the Pelco bracket to the ped. post base with three stainless steel 5/16" x 1 1/2" bolts with lock washers and nuts on the inside.



Fill pipe base with silica sand level with cord grip, cord grip shall be 1 1/2" lower than top of pipe.

D:\3584\PROJECTS\TRA-6A\TRA-6A.dwg

City Plate No.:  
TRA-6A  
Last Revision:  
7/30/2019  
File:  
TRA-6A.dwg

**STANDARD DETAILS**  
**PEDESTRIAN PUSH BUTTON**  
**POST AT BASE**

